AMERICAN FIBER CEMENT

Standard Installation Guidelines

ARCHITECTURAL PANELS

Interior Applications

4-12 MM PANELS

These guidelines represent an abbreviated illustration for proper installation of AFC architectural panels in interior applications. Interior applications are considered to be climate-controlled areas where humidity and temperature are regulated in a closed-off space. Additional guidelines can be found at **americanfibercement.com**.

Note: The online copy of the Installation Guidelines obtained at americanfibercement.com supersedes any printed copy.

Panel Joints

For interior applications, panel joints are not necessary but can be utilized to achieve a desired look. The diagrams left and below display the various panel joint options that can be used.

Open joints are not restricted to ⅜″ Any dimension can be used. With this design, a black wrap is often put up behind the panels to make the open joints black.

In interior applications, minimal temperature changes will prevent the panels from expanding and contracting. Therefore, it is ok to butt panel edges against one another. However, if the interior space is exposed to moisture and experiences large temperature fluctuations, the panels cannot butt together.

Open Joints



Butt Joints



Lap Siding

Panels can also be installed as lap siding. Vertical joints can be left open or can butt together.

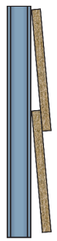

Screw Attachment

For interior applications, high-density fiber cement does not need to be installed in a ventilated rainscreen system. An airspace behind the fiber cement panels is not required. Weather barriers are also not required. Depending on the wall construction, American Fiber Cement cladding can be installed in one of the following ways using screws (supplied by others) as the method of attachment.

1. Plywood Sheathing

- Sheathing thickness must be ½″ or greater to fasten the panels directly to the sheathing.
- Fasten panels directly to plywood sheathing.
  - Stainless Steel Screws provided by AFC or others
  - Vertical rivet spacing 16″-24″ o.c.
  - Horizontal rivet spacing 16″-24″ o.c.

2. Steel/Wood Studs with Interior Sheathing

- Fasten horizontal metal strapping spaced at 16″-24″ o.c. into the studs.
  - Metal strapping min. thickness is 18-gauge for steel and 1.5mm for aluminum.
- Fasten panels onto horizontal strapping.
  - Stainless Steel Screws provided by others
  - Vertical screw spacing 16″-24″ o.c.
  - Horiztonal screw spacing 16″-24″ o.c.

3. Masonry Wall & Concrete Masonry Unit

- Fasten directly to masonry
- Use masonry screws provided by others

Edge Distances Requirements

	in.	(mm)
h:	1½ – 6	(40–150)
v:	2¾ – 6	(70–150)

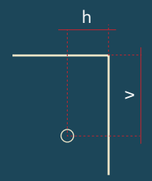

Additional Information

- No gliding points are required. The holes in panel can match the diameter of the fastener.
- Screws cannot be countersunk into panels.
- If the interior space is exposed to moisture and experiences large temperature fluctuations, the panels cannot butt together and gliding points will be required. Contact AFC for more information.
- If the floor or grade level experiences moisture, keep grade line panels 2″ off the floor to keep away from the moisture.

For interior applications, high-density fiber cement does not need to be installed in a ventilated rainscreen system. An airspace behind the fiber cement panels is not required. Weather barriers are also not required. Depending on the wall construction, American Fiber Cement cladding can be installed in one of the following ways using the Dynamic Bond hidden attachment system supplied by AFC.

Note: Dynamic Bonding Systems installation instructions must be followed. For interior applications, portions of the instructions do not need to be followed and are listed below. The Dynamic Bonding Systems installation instructions can be found at **americanfibercement.com/installation-instructions/**.

DYNAMIC BONDING SYSTEMS

Plywood Sheathing

1. Sheathing thickness must be ½" or greater to fasten the panels directly to the sheathing.
2. Apply Dynamic Protect onto the plywood sheathing in horizontal or vertical rows spaced 16" on center or less. The Dynamic Protect must be applied where the Dynamic Bond glue bead strips will be run.
3. Follow the Dynamic Bond Installation Instructions.
   - Dynamic Clean and Dynamic Tape must be used.
   - Dynamic SI Epoxy does not need to be applied to the back of the fiber cement board for the AFC Surface, AFC Core, or AFC Matte but is required for AFC Minerit and AFC Stone product lines.

Steel/Wood Studs with Interior Sheathing

1. Fasten horizontal metal strapping spaced at 16"-24" o.c. into the studs.
   - Metal strapping min. thickness is 18-gauge for steel and 1.5 mm for aluminum.
2. Use Dynamic Bond to fasten the panels onto the horizontal strapping. Follow the Dynamic Bond Installation Instructions.
   - Dynamic Clean and Dynamic Tape must be used.
   - Dynamic SI Epoxy does not need to be applied to the back of the fiber cement board for the AFC Surface, AFC Core, or AFC Matte but is required for AFC Minerit and AFC Stone product lines.

Masonry Wall

1. Apply Dynamic SI Epoxy onto the Masonry wall in horizontal or vertical rows spaced 16" on center or less. The Dynamic SI Epoxy must be applied where the Dynamic Bond glue bead strips will be run.
2. Follow the Dynamic Bold Installation Instructions.
   - Dynamic Clean and Dynamic Tape must be used.
   - Dynamic SI Epoxy does not need to be applied to the back of the fiber cement board for the AFC Surface, AFC Core, or AFC Matte but is required for AFC Minerit and AFC Stone product lines.

Concrete Masonry Unit (CMU)

1. Fasten vertical or horizontal metal stapping spaced at 16" o.c. into the CMU.
   - Metal strapping min. thickness is 18-gauge for steel and 1.5mm for aluminum.
2. Use Dynamic Bond to fasten the panels onto the horizontal strapping. Follow the Dynamic Bond Installation Instructions.
   - Dynamic Clean and Dynamic Tape must be used.
   - Dynamic SI Epoxy does not need to be applied to the back of the fiber cement board for the AFC Surface, AFC Core, or AFC Matte but is required for AFC Minerit and AFC Stone product lines.

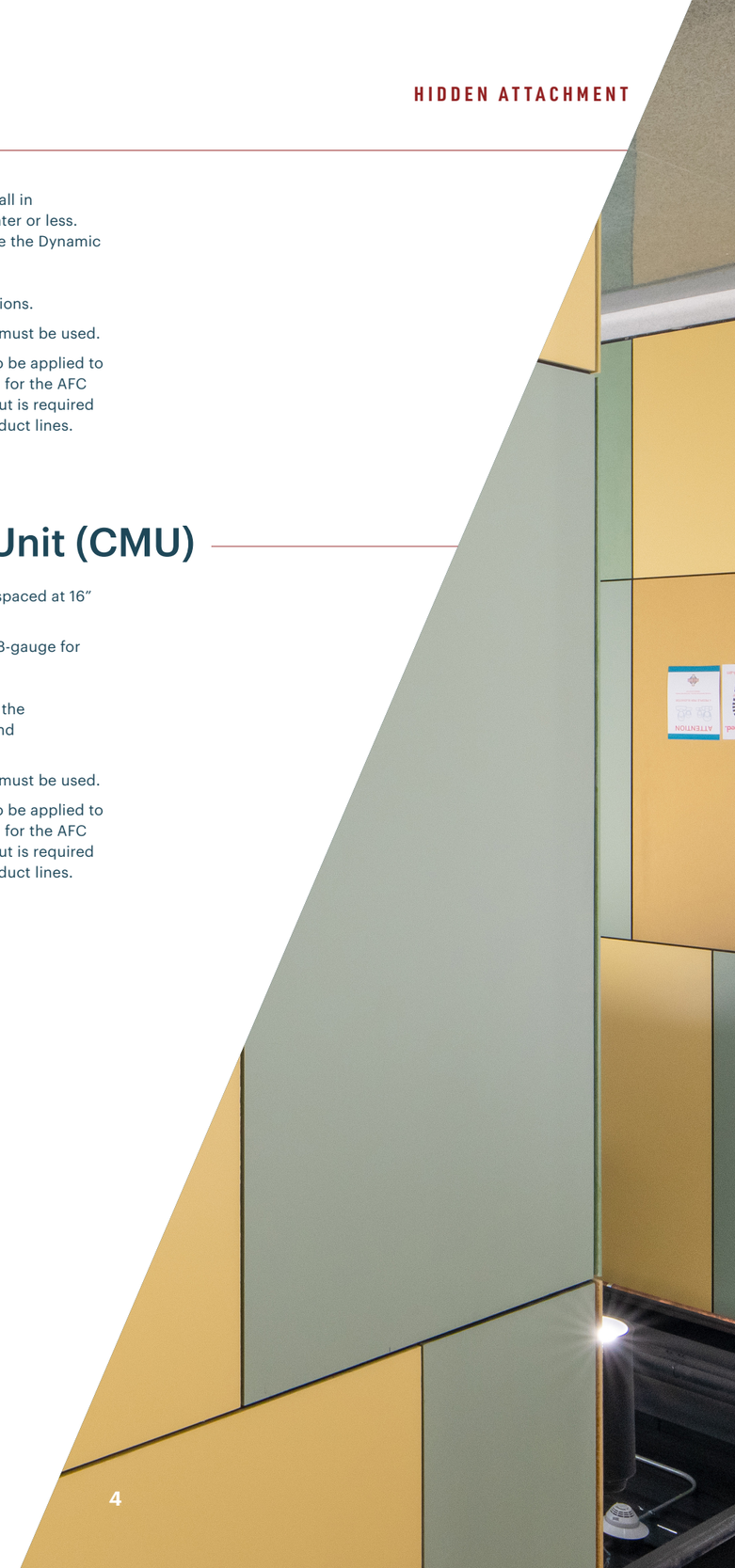

Product Sustainability Statement

AFC is committed to providing the highest quality high-density compressed fiber cement panels to the U.S. and Canadian building markets. In order to do this, we feel it necessary to provide not only high-quality products, but sustainable products that can contribute to green (LEED) building projects, which in turn benefit the environment we all live in. AFC products currently have a potential contribution to various LEED credits including but not limited to:

Direct Contribution
Materials and Resources:
- Environmental Product Declarations
- Material Ingredients
- Building Life-cycle Impact Reduction

Indirect Contribution
Indoor Environmental Quality:
- Thermal Comfort

Energy and Atmosphere:
- Optimize Energy Performance

One of the most important sustainable attributes is the durability of AFC panels. With their long lifespan, virtually requiring no refurbishment, AFC panels can contribute to less replacement of materials and to drastically lower maintenance costs over the useful life of the building.

The Ventilated and Insulated Rainscreen Cladding (VIRSC) system, which is used to affix AFC panels to the exterior of a structure, offers many benefits and green attributes to the performance of the building envelope. Durability and resistance to moisture and mold build-up are noteworthy benefits. Equally important is its ability to accommodate external insulation.

In addition, AFC is dedicated to further research and analysis of our products to achieve additional LEED credits, and help further the cause of building sustainable and efficient buildings.

Warranty information available upon request.

6901 South Pierce Street
Suite 180, Littleton, CO 80128 U.S.A.
Phone: 303.972.5107, 800.688.8677

americanfibercement.com

For the nearest authorized fabricator, call 303.972.5107.

Distributed exclusively by: AFC

Limited Warranty

American Fiber Cement (AFC) warrants that its products are manufactured in accordance with its applicable material specifications and are free from defects in materials and workmanship using AFC's specifications as a standard. Only products which are installed and used in accordance with applicable AFC instructions and specifications are in any way warranted by AFC. This warranty is applicable only to claims made in writing and received by AFC within thirty (30) days after the defect was discovered and within ten (10) years after the date of the shipment of the product by AFC. All other claims are waived. If a claim is made, you must allow reasonable investigation of the product you claim is defective and you must supply samples that adequately demonstrate the problem you claim for testing by AFC.

AFC DISCLAIMS ALL IMPLIED WARRANTIES INCLUDING THE WARRANTY OF MERCHANTABILITY AND THE WARRANTY OF FITNESS FOR A PARTICULAR PURPOSE THIS LIMITED WARRANTY PROVIDES YOUR EXCLUSIVE REMEDY AS A PURCHASER OF AFC PRODUCTS. THIS LIMITED WARRANTY MAY BE MODIFIED OR AMENDED ONLY BY A WRITTEN INSTRUMENT SIGNED BY A DULY AUTHORIZED REPRESENTATIVE OF AFC. WITHOUT AN EXPRESS, WRITTEN AUTHORIZATION FROM AFC, NO RETAILER OR DISTRIBUTOR OF AFC PRODUCTS HAS THE AUTHORITY TO MODIFY OR AMEND THIS LIMITED WARRANTY.

Limitation of Liability

This limited warranty is your sole and exclusive remedy. It is expressly understood and agreed that the limit of liability will be, at AFC's option, repair, resupply of a like quantity of non-defective product, or refund of purchase price of the material. All labor and service charges which may be incurred with respect to either the original or replacement product are excluded. AFC shall have no liability except where the claim results solely from breach of AFC's limited warranty.

AFC SHALL NOT BE LIABLE FOR ANY INCIDENTAL OR CONSEQUENTIAL DAMAGES. FURTHERMORE, AFC SHALL NOT BE LIABLE FOR DAMAGE TO THE PROPERTY TO WHICH THE PRODUCT IS APPLIED OR ITS CONTENTS, LOSS OF TIME, PROFITS, OR ANY INCONVENIENCE ARISING OUT OF ANY BREACH OF THIS LIMITED WARRANTY OR OBLIGATIONS UNDER THIS LIMITED WARRANTY. AFC SHALL NOT BE LIABLE FOR ANY DAMAGES WHICH ARE BASED UPON NEGLIGENCE, BREACH OF WARRANTY, STRICT LIABILITY, OR ANY OTHER THEORY EXCEPT THE LIMITED WARRANTY SET FORTH ABOVE. INCIDENTAL AND CONSEQUENTIAL DAMAGES SHALL NOT BE RECOVERABLE EVEN IF THE REPLACEMENT REMEDY FAILS OF ITS PURPOSE OR FOR ANY OTHER REASON.

AMERICAN
FIBER CEMENT

USA-BASED

Phone: **303.972.5107**

6901 South Pierce Street
Suite 180, Littleton, CO 80128 USA

americanfibercement.com