DECORATIVE CEILING TILES

MIRROFLEX™ CEILINGS

Deeply Textured Decorative Ceiling Tiles

Commercial

Healthcare + Institutional

Hospitality

Retail

DECORATIVE CEILINGTILES

from plain to beautiful in hours

ATI products can be specified under the following CSI divisions:

- 095000 – MirroFlex Ceilings
- 095100 – MirroFlex Decorative Acoustic Ceilings
- 095400 – MirroFlex Ceilings, Luminous Ceilings, and Light Diffusers

Decorative Ceiling Tiles
2036 NW 55th Ave | Margate, Fl 33063
Toll Free : 1-866-297-0380 | Text : (954) 280-4694 | www.decorativeceilingtiles.net

A Canvas for Expression

the power to define a space

Considered the fifth wall in interior design, ceilings have the power to define a space. MirroFlex's wide variety of ceiling tile styles and sizes can add the dimension, texture, and visual interest you need to enhance the beauty and feel of any room.

Ceilings are no longer considered a flat, white plane but a canvas for expression. When treated properly, ceilings can become the focal point of a room. They have the ability to expand or contract a space, making a cavernous hall seem more intimate or creating a feeling of openness and light in an office with low ceilings.

MirroFlex Ceiling Tiles are opaque, thermoplastic square and rectangular panels available in a wide range of patterns, finishes, and styles. DCT offers three ceiling tile options so almost every installation situation can be accommodated.

Glue-Up: Designed with an overlap system to make installation easy, fast, and forgiving. Glue-Up tiles can be used on both the ceiling and the wall. Available as 2' x 2' and 2' x 4' sizes.

Lay-In: Designed to lay inside 15/16" grid systems. The 2' x 2' scant size produces no sag. Certain patterns are available as a tegular option, where the embossed part of the design is lower than the suspension grid, and the 4 edges are flat to fit nicely into the grid. The 2' x 4' size might produce sag and require a small amount of panel adhesive.

Acoustic/Perforated: 2' x 2' Lay-In tiles, perforated to increase sound absorption and offer acoustic qualities as well as all other 2' x 2' Lay-In tile features.

Contents

The Formula for Success: Patterns	2
Decorative Acoustic Ceiling Tiles	6
Light Diffusers	8
Faux Mineral Fiber Ceiling Tiles	10
Case Study: Jackpot Joanie's	12
Finishes	14
Accessories	16
Installation	18
Fabrication	19
Tech Info	20
FAQs	21
Quick Reference Guide	22
How to Order	23

THE FORMULA

MADISON + ECCOFLEX BLACK

The Formula for Success Begins Here

strikingly beautiful, deeply textured + durable

These three ingredients are the foundation of every DCT MirroFlex Ceiling Tile. Combine these patterns with a broad spectrum of colors and patinas to create a custom look for modern or traditional spaces.

Represents a 2' x 2' section

Sahara — Pattern Name

G2 G4 L2 L4 T A — Type Indicators

G2	G4	L2	L4	T	A
2' x 2' Glue-Up Ceiling Tiles	2' x 4' Glue-Up Ceiling Tiles	2' x 2' Lay-In Ceiling Tiles Non Tegular	2' x 4' Lay-In Ceiling Tiles Non Tegular	2' x 2' Tegular Lay-In Ceiling Tiles	Available in Acoustic/ Perforated

See Quick Reference Guide for note on 2' x 2' and 2' x 4' Lay-Ins that have minimums/multiples when ordering.



Americana

G2 T A



Art Deco

G4 L2 L4 A

Baltimore

G2 G4 L2 L4 A

Boston

G2 G4 L2 L4 A



Celestial

G2 T A



Celtic Weave

G2 T A

Charleston

G4 L2 L4 A



Chesapeake

G2 T A

Colonial

G2 T A



Corrugated

T A



Curvation

G2 T A

Curves

L2 A



Diamond Plate

G4 L4 T A

Dogwood

G2 G4 T A



Dome 1

L2 A



Dome 2

L2 A



Dome 3

L2 A



Fleur

G4 L2 L4 A

Georgian

G2 T A

Hurricane

G2 T A

Inset Coffer

T A



Kelp

G2 T A

Madison

G4 L2 L4 A



Marquis

L2 A



Metal Plates

T A



Mini Dome

L2 A



Mini Quadro

L2 A



Mojave

G2 T A

Portrait

G4 L2 L4 A



Quadro

L2 A

Quilted

L2 A

Raised Panel Coffer

T A



Regalia

G2 L2 L4 A



Revolution

G2 T A



Rib 1

T A

Rosette

G4 L2 L4 A

Sahara

G2 T A

San Diego

G4 L2 L4 A

Savannah

G2 G4 L2 L4 A



South Beach

G2 T A



Square 5

L2 A



Star

G2 T A



Storm

G2 T A

Strike

G2 G4 L2 L4 A



Tidal

G2 T A



Wavation

G2 L4 T A

G2	G4	L2	L4	T	A
2' x 2' Glue-Up Ceiling Tiles	2' x 4' Glue-Up Ceiling Tiles	2' x 2' Lay-In Ceiling Tiles Non Tegular	2' x 4' Lay-In Ceiling Tiles Non Tegular	2' x 2' Tegular Lay-In Ceiling Tiles	Available in Acoustic/ Perforated

See Quick Reference Guide for note on 2' x 2' and 2' x 4' Lay-Ins that have minimums/multiples when ordering.

Decorative Acoustic Ceiling Tiles

Features

- Over 40 Design Options Available
- Lightweight + Easy to Install
- Compatible with 15/16" Grid Systems
- Fire Retardant
- Borders also Available
- Compatible with Most Acoustic Backers
- ASTM C423 + SAE J2883 Tested for Noise Reduction

increase style, reduce noise

MirroFlex Decorative Acoustic Ceiling Tiles offer customers the ability to add a decorative component to suspended ceilings with the added benefit of noise absorption. Unlike other acoustic ceiling tiles which are flat and plain, DCT's decorative acoustic tiles are very affordable and available in a wide variety of decorative patterns formed into the perforated tile. Over 40 of our pattern designs are available to meet most traditional and contemporary design needs.

The perforated tiles come in 2' x 2' size for Lay-In ceiling applications and are available in black or white (paintable), both in gloss or matte options. They can be used with existing mineral fiber, eliminating the need to discard current materials and providing a higher NRC rating when used in combination. These tiles are Class A fire rated, lightweight, and easy-to-install. MirroFlex Decorative Acoustic Ceiling Tiles have a low minimum order quantity and are ready to ship in two weeks or less.

We also offer an easy-to-install, hold-down clip system to help support Lay-In ceiling tiles. This clip system attaches to the top of any existing grid to hold (low or high profile) Lay-In ceiling tiles in place, preventing the tiles from flipping out of place from air leaks and creating a smooth visual.



White
Gloss or Matte

Black
Gloss or Matte

Special order finishes available, minimums apply



THE FORMULA

CORRUGATED + GLOSS WHITE

Light Diffusers

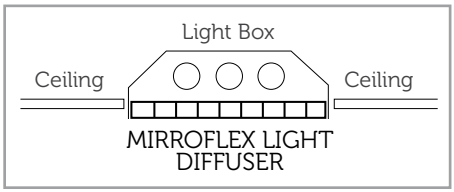

Features

- 4 Patterns Available in 2' x 4'
- 30% More Pleasing Light
- Compatible with Light Boxes in 15/16" Grid Systems
- Easy Installation
- Fire Retardant
- Wavation and Interlink can be Cut to Size
- Available with Tegular Edges

evenly dispersed illumination

MirroFlex Light Diffusers are designed to replace existing prismatic diffusers in 15/16" grid system light boxes and add up to 30% brighter, more pleasing light. Unlike most ceiling lights which direct light downward causing computer screen glare, diffusers direct light from side-to-side creating evenly dispersed illumination – ideal for office work environments.

Designed to fit 2' x 2' (Wavation pattern only) and 2' x 4' lightbox fixtures, our diffusers have tegular/revealed edges for easy installation. Some patterns can be cut-to-size for use in almost any light box.

With a simple change to light diffusers, you can add a contemporary look to standard fluorescent light diffusers typically found in commercial interiors.

Basketweave

Revolution



Interlink
Can also be Cut to Size

Wavation
Can also be Cut to Size



THE FORMULA

BASKETWEAVE + TIFFANY WHITE

Faux Mineral Fiber Ceiling Tiles

Features

- Easy to Clean
- Lightweight + Easy to Install
- Compatible with 15/16" Grid Systems
- Fire Retardant
- High Impact + Abrasion-Resistant Properties
- Water Resistant
- ASTM G21 Tested (Fungal Growth)

prevent dirty, water-stained ceilings with a lasting solution

MirroFlex Faux Mineral Ceiling Tiles offer customers the ability to replace their standard mineral fiber ceilings with a long-lasting solution that prevents dirty, water-stained ceilings. Our faux mineral fiber ceiling tiles are waterproof thermoplastic ceiling tiles that provide flexibility and durability. MirroFlex ceiling tiles also have a smooth surface and are made from PVC; making them washable and wipeable to meet most health department requirements.

Available in 2' x 2' size for Lay-In ceiling applications, this revolutionary tile is flat with tegular/revealed edges which allows the panel to drop below the grid providing unique architectural dimension.

Faux Mineral Fiber

THE FORMULA

FAUX MINERAL CEILING TILE

After

Before

Case Study:

Jackpot Joanie's Las Vegas, Nevada

ATI MirroFlex Ceiling Tiles
Corrugated in Crosshatch Silver

Designer/Builder:
Complex Builders

Installation Year:
2014

Jackpot Joanie's is a micro-casino franchise in Las Vegas that recently enlisted the help of Complex Builders, Inc. to renovate a number of its locations in an effort to create a greater sense of brand unity.

The design team wanted to incorporate the look of a corrugated metal ceiling without the installation challenges that a rigid material presents. So ATI studied the intricate details of corrugated metal – depth, dimensions, textures, and colors — and created a new custom mold that mimicked the original material.

Once CAD drawings were approved, ATI manufactured the tiles in an attractive crosshatch silver finish. "The finished product resembled a metal corrugated panel that complied with a Class A Fire Rating and weight criteria for a suspended ceiling product, and was extremely easy to work with," said Sherman Isensee of Complex Builders. "In instances where we required additional rigidity in the panels for ceiling-mounted elements, we simply used a vinyl ceiling tile as a backer to the plastic panels."

Jackpot Joanie's was pleased with the look and placed orders for a number of its locations, thanks to ATI's ability to provide custom services in-house and execute the project from concept to completion.

THE FORMULA

CORRUGATED + CROSSHATCH SILVER

MirroFlex Finishes

Antique Bronze
N562

Bermuda Bronze
N417

Bronze Fantasy
N507

Cracked Copper
N415

Copper Fantasy
N190



Crosshatch Silver
N419



Galvanized
N561

Moonstone Copper
N414

Muted Gold
N418

Smoked Pewter
N519

Vintage Metal
N608

Travertine
N581

African Cherry
N590

American Walnut
N591

Light Maple
N528

Oregon Ash
N592

Pearwood
N505

Welsh Cherry
N516

Washed Oak
N535



Brushed Aluminum
CBS 5001

Brushed Copper
CBS 514



Brushed Nickel
N560



Brushed Stainless
CBS 598



Diamond Brushed
N609

Bronze Strata
N611

Steel Strata
N610

Brushed Onyx
N612

Oil Rubbed Bronze
N522



Mirror
CBS 1000



Mirror Gold
CBS 2000



Argent Bronze
N530

Argent Copper
N401



Argent Gold
N496



Argent Silver
N439



Almond
N565



EccoFlex* Black

EccoFlex* Tan
Paintable



Lavender
N597



Merlot
N596



Winter White
N566

Linen Beige
N593

Linen Chocolate
N594



Gloss/Matte White
Paintable

Gloss Black
N613

Faux Mineral
Fiber

High Traffic Finishes have color throughout so scratches are less visible.

Available in GridMax.

* EccoFlex is made from 40% pre-consumer recycled content; material and can contribute to LEED credits.

Accessories

GridMax™

GridMax is a patented, snap-on grid cover designed to make grid systems invisible. It is cost effective and does not rust or scratch. GridMax is sized to fit over 15/16" T-bar suspension grid systems.

Mains, tees, and moldings are necessary to cover the entire grid system. They are packaged together to complete 100 square feet of ceiling and sold separately to use as needed. See our finishes page for available GridMax colors.

15/16" (24 mm) GridMax in Paintable

Applying Gridmax over T-bar suspension grid system

Gridmax in Moonstone Copper

It's simple; measure the perimeter and calculate the square footage.

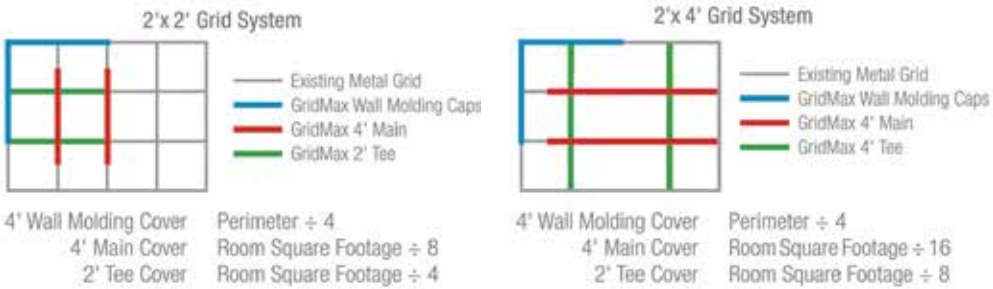

Clips

DCT offers an easy-to-install, hold-down clip system to help support Lay-In ceiling tiles. This clip system attaches to the top of any existing grid to hold Lay-In ceiling tiles (low or high profile) in place, preventing the tiles from flipping out of place from air leaks and creating a smooth visual. The clip system is only necessary if there are no existing tiles in place to support new MirroFlex Lay-In tiles.

Accessories

Crown Moldings

MirroFlex Crown Molding is a perfect transition from wall to ceiling and can be used with or without MirroFlex Ceiling Tiles. Crown Moldings are made from finger-jointed poplar and are 8' (2440mm) in length (UPS shippable).

Baroque Crown Molding in Crosshatch Silver (6" x 15/16") (152 mm x 24 mm)



Classic Crown Molding in Bermuda Bronze (6" x 13/16") (152 mm x 21 mm)

Available in 9 finishes shown below that match MirroFlex finishes.

Bermuda Bronze

Smoked Pewter

Crosshatch Silver

Cracked Copper

Oil Rubbed Bronze

Moonstone Copper

Muted Gold

Brushed Copper

Copper Fantasy

Installation

BIO

Our BIO (Built-In-Overlap) has flat edges on two adjoining sides of the ATI MirroFlex Ceiling Tile. By orienting all sheets in the same direction and overlapping the panels, the seams are less noticeable. The placement of the sheet is also more flexible so that slight imperfections in the substrate will not affect the finished look.

Bead + Button

Certain MirroFlex Ceiling Tile patterns that do not have a BIO may have a Bead + Button feature. To install, overlap two or more ceiling tiles on the Bead + Button perimeter which will allow the edges to nest into each other.



Fabrication

Glue-Up

Many different adhesives and application techniques can be used to apply MirroFlex products. Please see DCT's technical information on our website or call Customer Service.

CLEANING + CARE
Clean only with warm, soapy water. Never use abrasive cleaners or anything with harsh chemicals. A high quality auto polish may be used to help protect the finish.

STORAGE
Store flat and acclimatize in the same environment for at least 24 hours before fabrication.

Lay-In

Lay-In ceiling tiles are available in both 2' x 2' scant tiles and 2' x 4' tiles, they are designed to fit most 15/16" grid systems. The 2' x 2' size produces no sag. It is recommended that a standard mineral tile (old or new) be used on top of our Lay-In tiles to hold them in place. The 2' x 4' size might produce sag and require a small amount of panel adhesive.

Tech Info

testing

Since DCT products are used for many different applications, MasterFormat (CSI) numbering will vary. We can provide guidance, if needed. Please call DCT Customer Service for more information. Visit www.decorativeceilingtiles.net for updated technical information and installation videos for MirroFlex products.

Fire Retardant
Test: ASTM E-84
Results: Class A

Fungi
Test: ASTM 621

Solvent Resistance
Results: 50 MEK

Humidity
Results: 12 hrs 96-100% RH
@ 40° C on MDF

Noise Reduction Coefficient
Test: ASTM C423 + SAE J2883

MEK Double Rubs/Crockmeter
Results: withstands 70 cycles

Impact Resistance
Test: ASTM D5420
Results: >2" lbs per mil of thickness

Abrasion Resistance
Test: TABER | Results:

Patina w/ TuffCote - 4,700*
Argent Finishes - 5,000*
EccoFlex Finishes - 1,000*

* Check our website for up-to-date testing data.

pattern orientation

In the 2' x 2' Glue-Up ceiling tiles Mojave, Sahara, and Wavation, you can get a "checkerboard effect" by alternating between V (vertical) and H (horizontal) panels. When specifying for this application, please add a "V" or an "H" to any of these designs. Shown to the right are 2' x 2' examples, which also show our BIO feature.



FAQs

frequently asked questions

How many designs and finishes are available for MirroFlex Ceiling Tiles?
There are currently 48 patterns and 45 finishes. We add new items often, so check our website for the latest MirroFlex Ceiling Tile updates.

Can I customize MirroFlex Ceiling Tiles with my own design or a custom color?
Yes. Due to the manufacturing processes, there is a minimum requirement for a custom design or color. We will be glad to discuss the requirements with you and see if this solution is feasible for your project.

Do the seams show in the MirroFlex Glue-Up tiles when you put them side by side?
MirroFlex Glue-Up tiles with the BIO (Built-In-Overlap) feature are designed to minimize the appearance of seams and makes installation easy and forgiving.

How do you cut MirroFlex Ceiling Tiles?
MirroFlex ceiling tiles can be easily cut using normal household scissors or a utility knife. Remember to measure and mark a straight line before you make your cut. If using a utility knife, score the sheet on the front/decorative side and then break the product as opposed to cutting all the way through.

What is "cut-to-size"?
When ATI cuts the product to fit your size specifications. There is a charge for cut-to-size orders and certain tolerances apply.

What types of substrates can MirroFlex Ceiling Tiles be applied to?
Most substrates will work, however surfaces need to be smooth and dry.

How do you determine fire, impact, and stain resistance?
ATI employs third-party testing facilities to independently verify MirroFlex's technical attributes.

Quick Reference Guide

2' X 2' GLUE-UP PATTERNS

PATTERN	TEGULAR	COMMENTS
AMERICANA	•	
BALTIMORE	•	
BOSTON	•	
CELESTIAL	•	
CELTIC WEAVE	•	
CHESAPEAKE	•	
COLONIAL	•	
CURVATION	•	
DOGWOOD	•	
GEORGIAN	•	
HURRICANE	•	
KELP	•	
MOJAVE	•	3
REVOLUTION	•	1
SAHARA	•	3
SAVANNAH	•	
SOUTH BEACH	•	
STAR	•	
STORM	•	
STRIKE	•	
TIDAL	•	
WAVATION	•	3

2' X 4' GLUE-UP & LAY-IN PATTERNS

PATTERN	TEGULAR	COMMENTS
ART DECO	• •	
BALTIMORE	• •	
BOSTON	• •	
CHARLESTON	• •	
DIAMOND PLATE	• •	
DOGWOOD	•	
FLEUR	• •	
MADISON	• •	
PORTRAIT	• •	
REGALIA	• •	
ROSETTE	• •	
SAN DIEGO	• •	
SAVANNAH	• •	
STRIKE	• •	

2' X 2' LAY-IN PATTERNS

PATTERN	TEGULAR	COMMENTS
AMERICANA	•	
ART DECO		A, 4
BALTIMORE		A, 4
BOSTON		A,
CELESTIAL	•	A
CELTIC WEAVE	•	A
CHARLESTON		A, 4,
CHESAPEAKE	•	A
COLONIAL	•	A
CORRUGATED	•	A
CURVATION	•	A
CURVES		A, 4
DIAMOND PLATE		A, 4
DOGWOOD	•	A
DOME 1		A, 4
DOME 2		A, 4
DOME 3		A, 4
FLEUR		A, 4
GEORGIAN	•	A
HURRICANE	•	A
INSET COFFER	•	A
KELP	•	A
MADISON		A,
MARQUIS		A, 4
METAL PLATES	•	A, 1, 2
MINI DOME		A, 4
MINI QUADRO		A, 4
MOJAVE	•	A, 3,
PORTRAIT		A
QUADRO		A
QUILTED		A, 4
RAISED PANEL COFFER	•	A
REGALIA		A
REVOLUTION	•	A, 1
RIB 1	•	A
ROSETTE		A, 4
SAN DIEGO		A
SAHARA	•	A, 3
SAVANNAH		A, 4
SOUTH BEACH	•	A
SQUARE 5		A, 4
STAR	•	A
STORM	•	A
STRIKE	•	A
TIDAL	•	A
WAVATION	•	A, 3

1 Special instructions required. Please call customer service.
2 Panels create a unique pattern when each panel is rotated and placed together.
3 You can get a "checkerboard effect" by alternating between V (Vertical) and H (Horizontal) panels.
4 Some minimums/multiples may apply.

• • Bead + Button style.
A Available in Acoustic/Perforated. Some patterns may be slightly less defined.
Quick Ship Program.

How to Order

client satisfaction and quality for your dollar are the goals we strive to achieve

DECORATIVE CEILINGTILES

from plain to beautiful in hours

Reference should be MirroFlex brand produced by ATI Decorative Laminates, Greensboro, North Carolina.

Pattern Name
Color Name and Number
Size
Type of Installation
Glue-Up Ceiling or Lay-In Ceiling.
Since ATI products are used for many different applications, MasterFormat (CSI) numbering will vary. ATI can provide guidance, if needed.

Please call DCT Customer Service at **1-866-297-0380** for more information.

Order Processing
Most orders will be acknowledged within 24 hours. After customer receives acknowledgment, in-stock products should ship within 2 business days. Products in DCT's Quick Ship Program have a production lead time of 5 business days. All other products have a standard production lead time of 2-3 weeks. Minimums and multiples may apply. DCT's minimum order amount is $25 USD.

Return Policy
Due to DCT's fast lead times and low minimum quantities, consider most made-to-order items as non-returnable. Samples available upon request.

All shipments are to be inspected within 10 working days of delivery. We are to be informed in writing of any potential adjustment necessary.

Samples
Due to printer and digital screen limitations, patterns and finishes shown in this catalog may not accurately reflect MirroFlex. Request tangible samples to be verified and approved prior to specification and final application.

Conditions and Warranty
Decorative Ceiling Tiles warrants to the original consumer purchaser for one (1) year after date of purchase that, under normal use and service, MirroFlex products are free from manufacturing defects and conform to published specifications. MirroFlex products are intended for primarily interior applications.

Decorative Ceiling Tiles believes all information contained herein to be correct. It is the responsibility of the fabricator/customer to completely test the adhesives and methods of fabrication to ensure that the results are satisfactory.

The seller's only obligation will be to replace product on a one-to-one basis. Neither the manufacturer nor the seller shall be liable for any additional damage or loss, directly or indirectly, arising as a result of using its products.

Slight imperfections and color variations can occur and are considered normal. Please inspect each product carefully before fabrication to ensure it meets your needs. DCT is not responsible for any fabrication or ancillary costs involved with using its products.

Visit us online at www.decorativeceilingtiles.net/ati/ for the latest additions to MirroFlex.

Contact Decorative Ceiling Tiles

www.decorativeceilingtiles.net

1-866-297-0380