Decorative Ceiling Tiles

from plain to beautiful in hours

MIRROFLEX™

Deeply Textured
Decorative Laminates

Commercial
Healthcare + Institutional
Hospitality
Retail

DECORATIVE CEILINGTILES

from plain to beautiful in hours

ATI products can be specified under the following CSI divisions:

- 066400 – MirroFlex Decorative Wall Panels
- 095000 – MirroFlex Ceilings
- 095100 – MirroFlex Decorative Acoustic Ceilings
- 095400 – MirroFlex Ceilings, Luminous Ceilings and Light Diffusers
- 097200 – MirroFlex Decorative Wall Panels
- 102100 – MirroFlex Tub and Shower Surrounds
- 102600 – MirroFlex Door Skins

Decorative Ceiling Tiles
2036 NW 55th Ave | Margate, Fl 33063
Toll Free : 1-866-297-0380 | Text : (954) 280-4694 | www.decorativeceilingtiles.net

THE FORMULA

AUDREY + BRUSHED NICKEL

Contents

from plain to beautiful in hours

What is MirroFlex? 4

Why Choose MirroFlex? 6

MirroFlex Structures

Wall Panels 10

Case Study: Harley-Davidson Showroom 18

Case Study: Lick Candy Store 20

Wainscoting 24

Backsplash 26

MirroFlex Ceilings

The Power to Define a Space 30

Ceiling Tiles 32

Case Study: Jackpot Joanie's 38

Decorative Acoustic Ceiling Tiles 40

Faux Mineral Fiber Ceiling Tiles 41

Light Diffusers 42

EccoFlex & Sustainability 44

Flat Sheets 46

Door Skins 48

Tub & Shower Surrounds 50

ReNu & Case Study 52

Custom Tooling & Digital Printing 54

Finishes 56

Accessories 58

Fabrication & Installation 60

Tech, Terms, & FAQs 62

Quick Reference Guide 64

How to Order 66

THE FORMULA

GOBI + WINTER WHITE

FRONT + BACK COVER: KALAHARI + GLOSS WHITE (PAINTABLE)

THE FORMULA

SCULPTED PETALS + OIL RUBBED BRONZE

Design Beyond the Surface

Made in the USA

.25lb

per Square Foot

Flexible for Easy Shipping



BIO (Built-In-Overlap) for Easy Installation

What is MirroFlex?

ATI's MirroFlex Product Line allows you to design inspiring spaces with great ease, offering MirroFlex Structures, Flat Sheets, and Accessories.

MirroFlex Structures are deeply textured, decorative, thermoplastic wall panels and ceiling tiles. This product line offers design flexibility and is available in multiple sizes suitable for walls, wainscoting, ceilings, backsplashes, furniture, display fixtures, and other interior design applications. Whether a contemporary or more traditional design is required, the design and finish combinations that MirroFlex Structures offer will suit most needs. Most panels also feature the BIO (Built-In-Overlap), a unique seam system that makes installation easy and creates less visible seams.

Hundreds of designs and color combinations are available, many via our Quick Ship program for faster turnaround, while our custom program allows for infinite possibilities.

Use this catalog as a reference guide for some of the possibilities that can be achieved with MirroFlex. Consult with your ATI Representative with specific questions, technical requirements, or project needs.

About ATI Decorative Laminates:
ATI Decorative Laminates is a leading manufacturer of decorative laminates. Headquartered in Greensboro, NC since 1979, ATI provides solutions for the hospitality, healthcare and institutional, retail, commercial, and residential markets. Through our commitment of continuous improvement and our strong company values, our goal is to provide superior decorative products, quality customer service, and foster long-lasting relationships.

Look for The Formula
Pattern + Finish = MirroFlex

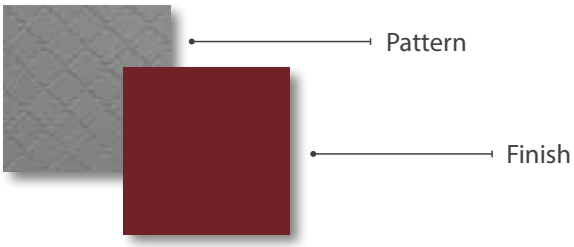

THE FORMULA

MOROCCO + MERLOT

(Pictured Right)

Design Beyond the Surface

Features

- Lightweight + Flexible
- Easy to Install
- Impact Resistant
- Abrasion Resistant
- Chemical Resistant
- Stain Resistant
- Fire Retardant
- TuffCote™ Added to Some MirroFlex Finishes

Why Choose MirroFlex?

1. Easy to Install

Fabrication and installation of MirroFlex is easy. The product is compatible with many different adhesives and installation methods.

2. TuffCote™

TuffCote™, a revolutionary scratch-resistant protective shield, is added to some MirroFlex and MirroFlex Structures finishes. For further details, visit Decorativeceilingtiles.net or call your DCT Customer Service Representative.

3. Lightweight

Only .030" thick and .25 pounds per square foot.

4. Flexible

Sheets can be rolled and boxed for courier shipment.

5. Fire Retardant

MirroFlex meets ASTM E-84 Class A requirements. Even though it is fire retardant, panels can be deformed with excessive heat. Never expose to over 140° F. Specific technical fire data is available upon request. Painted tiles may no longer be fire retardant under ASTM E-84 Class A and must be tested on an individual basis.

6. High Impact Resistant and Chemical Resistant

Complete testing data is available on our website.

7. Phthalate-Free

ATI is proud of the fact that MirroFlex products are phthalate-free.

8. Paintable and Custom Colors

Certain MirroFlex finishes can be coated with a variety of paint types to match your finishes. Custom colors are also available, although minimums apply. See our technical information on our website or call your ATI Customer Service Representative for more information.

9. Made in USA and is an ISO Certified Facility

MirroFlex products are made with pride in the USA. ATI is ISO Certified which enables us to have the "hands on" control necessary to maintain the high standards customers expect from us.

10. MirroFlex Structures are Available with Custom Designs

The possibilities are endless. Call your ATI Customer Service Representative to discuss your custom project.

THE FORMULA

BEE HIVE + ARGENT BRONZE

THE FORMULA

BOWTIE + GLOSS WHITE (PAINTABLE)

MIRROFLEX STRUCTURES

Wall Panels
Wainscoting
Backsplashes
Tub & Shower Surrounds

MirroFlex Structures Wall Panels

4' x 8' and 4' x 10' Patterns: The Formula for Success Begins Here

MirroFlex Structures offer a wide range of deeply textured, 3-dimensional decorative wall panels for almost every wall paneling requirement. Whether a contemporary or more traditional design is required, MirroFlex decorative wall panels are available in over fifty 4' x 8' patterns, over thirty-five 4' x 10' patterns, and over 40 unique finishes. The 4' x 8' and 4' x 10' wall panels also use our unique BIO or Bead + Button feature that makes seams less visible.

Combine these patterns with a broad spectrum of colors and patinas to create a custom look for modern or traditional spaces.

Represents 4' x 8' Panel Size

Represents 2' x 2' Section

Alphabet Soup — Pattern Name

W8 W10 BIO — Type Indicators

W8	W10	BIO	B+B
4' x 8' Wall Panels	4' x 10' Wall Panels	BIO Built-In-Overlap	Bead + Button

See Quick Reference Guide for additional notes on wall panels.

Features

- Lightweight + Flexible
- Easy to Install
- Impact Resistant
- Abrasion Resistant
- Chemical Resistant
- Stain Resistant
- Fire Retardant
- TuffCote™ Added to Some MirroFlex Finishes

Alphabet Soup

W8 W10 BIO

Ariel

W8 W10 BIO

Audrey

W8 BIO



Bamboo

W8 W10 BIO

Bee Hive

W8 W10 BIO

Boston

W8 W10 B+B

Bowtie

W8 W10 BIO



Cascade

W8 W10 BIO

Cayman

W8 BIO



Celestial

W8 W10 BIO



Celtic Weave

W8 W10 BIO



Charleston

W8 B+B



Chocolate Squares

W8 W10 BIO



Curvation

W8 W10 BIO



Curves

W8 W10

Damask

W8 BIO



Diamond Plate

W8 BIO

Dogwood

W8 BIO



Dome 1

W8



Dome 2

W8



Dome 3

W8

Fluted

W8



Gobi

W8 W10 BIO



Gobi Vertical

W8 W10 BIO



Herringbone

W8 W10 BIO



Interlink

W8 W10 BIO



Japanese Weave

W8 W10 BIO



Kalahari

W8 W10 BIO

Kelp

W8 BIO



Marquis

W8

Metal Plates

W8 BIO



Mini Dome

W8



Mini Quadro

W8 BIO



Mojave

W8 W10 BIO



Mojave Vertical

W8 W10 BIO



Morocco

W8 BIO

Nettle

W8 BIO



Quadro

W8 W10 BIO



Quilted

W8 BIO

Random Lines

W8 BIO



Rib 1

W8 W10 BIO



Rib 2

W8 W10 BIO



Ridges

W8 W10 BIO



Sahara

W8 W10 BIO



Sahara Vertical

W8 W10 BIO

Savannah

W8 W10 B+B

Sculpted Petals

W8 W10 BIO

Shallot

W8 W10 BIO



South Beach

W8 W10 BIO



Square 5

W8 W10 BIO

Strike

W8 W10 BIO



Subway Tile

W8 W10 BIO

Tetrus

W8 W10 BIO



Wavation

W8 W10 BIO



Wavation Vertical

W8 W10 BIO



Weave

W8 W10 BIO



Weave Vertical

W8 W10 BIO

W8	W10	BIO	B+B
4' x 8' Wall Panels	4' x 10' Wall Panels	BIO Built-In-Overlap	Bead + Button

See Quick Reference Guide for additional notes on wall panels.

THE FORMULA

JAPANESE WEAVE + CROSSHATCH SILVER

Case Study:

Harley-Davidson Showroom

Greensboro, NC

ATI MirroFlex Product:

MirroFlex Structures
Wall Panels & Ceiling Tiles

Designer/Builder:

AGI

Installation Year:

2013

6,408
Square Feet of MirroFlex Ceilings

512
Square Feet of MirroFlex Structures

1,952
Square Feet of Fusion Wood Murals

AGI partnered with ATI Decorative Laminates to explore products with a different design approach that allowed them to maintain a modern look, but respected Harley's unique 100-plus years of history.

The ATI sales team offered several suggestions from its broad portfolio of products tailored for heavy-use, retail commercial spaces. ATI had worked on a previous renovation at the dealership, and understood the space and the client's needs.

The continuity ATI provided allowed several existing design elements to survive the renovation. The MirroFlex dome pattern in EccoFlex black and crosshatch silver stayed on the wall, while other areas – including columns, walls, and ceilings – were prepped for new installation. The mirror silver MirroFlex Ceiling Tiles were given new life with a muted black finish. To provide additional decorative detail, MirroFlex Cascade was specified on the store's columns to ensure impact-resistance for the high-use retail space.

AGI specified Fusion Wood, another product line offered by ATI Decorative Laminates, to showcase iconic moments from the Harley archive. AGI worked with ATI's in-house production team from concept to completion, ensuring that the graphics were designed not only to look great, but also to seamlessly transition from one panel to the next.

The biggest large-format mural in the store was 2' by 72', which presented a unique set of challenges. ATI's graphics team rose to the occasion by modifying grainy, faded, irregularly-sized photographs into impressive, oversized pieces of work. ATI's production team adhered to the highest standards through all points in the Fusion process.

ATI provided technical assistance to the contractor, ensuring that all products were installed in a way that maximized longevity and functionality.

THE FORMULA
SAHARA + GLOSS WHITE (PAINTABLE)
*CUSTOM COLOR MATCH PAINT

(Pictured Right)



THE FORMULA
DOME 2 + CROSSHATCH SILVER
AND ECCOFLEX BLACK

(Pictured Right)

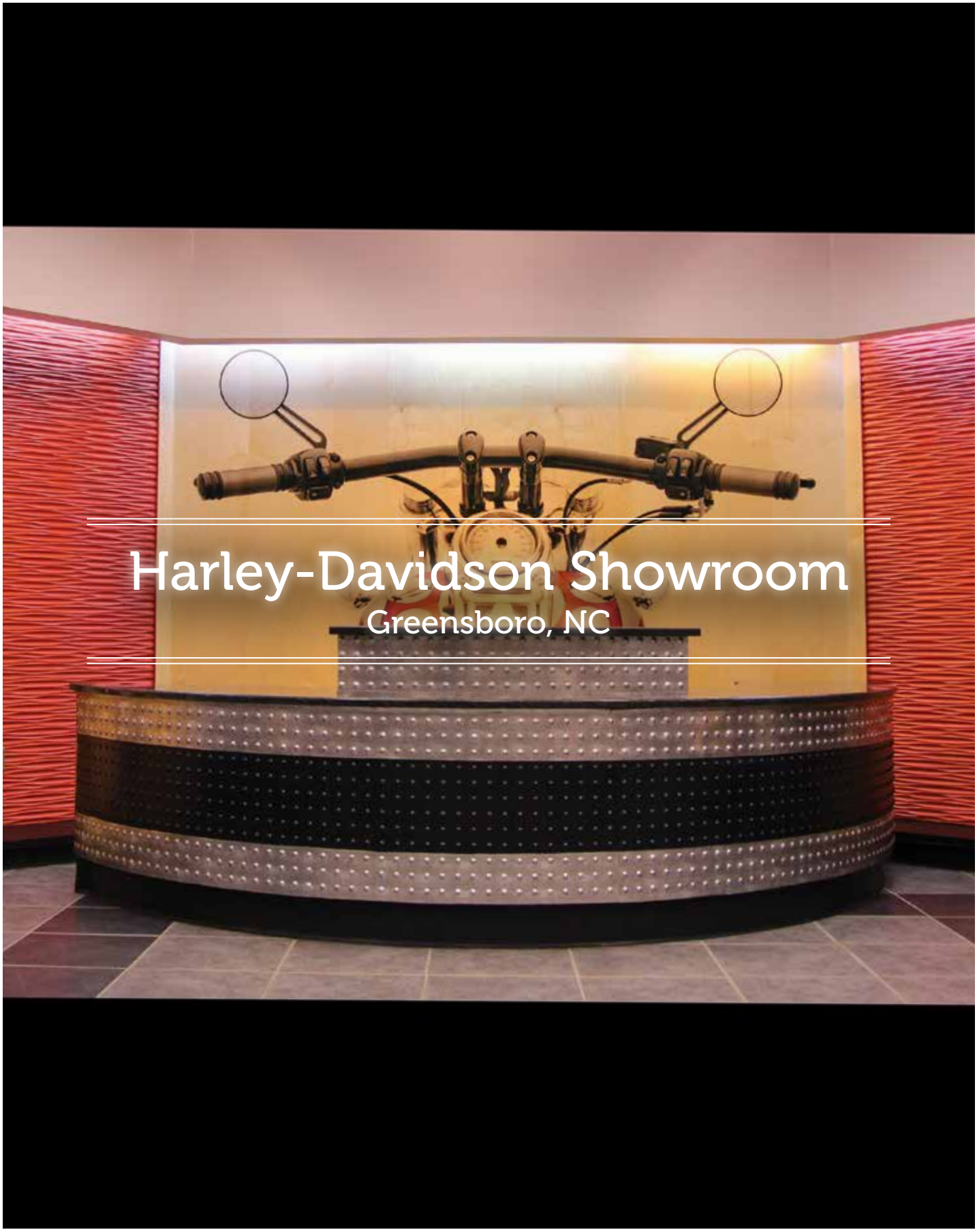

Harley-Davidson Showroom

Greensboro, NC

Case Study:

Lick Candy Store

Las Vegas, NV

ATI MirroFlex Product:
MirroFlex Structures Wall Panels

Designer/Builder:
Deborah Sylva of
Marshall Retail Group

Installation Year:
Ongoing

2012

Began Installing MirroFlex Structures

+/- 3,200

Square Feet of MirroFlex Structures per Store

With a name like Lick, it's a retail concept that's hard to ignore. Lick is the adult candy store created by the Marshall Retail Group. Candy stores, especially those for more mature tastes, are growing in the United States, with stores such as Lick, Dylan's and Sugarfina. According to the National Confectioners Association, candy is a $33 billion industry, with no indicators of slowing down. Lick candy stores started in 2010, with nine stores currently operating around the U.S. When Lick built its Las Vegas store at Mandalay Bay, they wanted to improve the build-out time and material costs.

Challenge:
With every store, Lick's design challenge is about showcasing the product. Many footprints are small so creating visual impact from the moment you see the store is tricky. "We format our stores to create multiple focal points without taking away precious square footage," said Deborah Sylva, director of store design and construction for MRG. The store front and interior use bright colors and interesting graphics to draw customers into the store. To contrast the bright trim colors, Lick uses white, dotted panels to cover most of the exterior and interior walls. "It visually represents the look of gumballs or bubbles to give us that image of candy from the moment you see the store," says Sylva. In past installations, the "gumball" panels were made from embossed metal and although they performed well, they were cost prohibitive and their intense field fabrication made them difficult to install.

Solution:
Enter ATI's MirroFlex, the thermoplastic laminate that can be cut onsite with scissors. MirroFlex's Dome pattern was a replica of the "gumball" metal panels Lick had used in the past, with several significant differences: lighter, flexible and less expensive to name a few. "We switched from metal to MirroFlex for two reasons: MirroFlex is economical and it's easier to install," said Sylva. "The contractors really liked working with ATI's material, much more than the metal panels we had before. And our account rep was super responsive to requests for product or questions about product." But the proof, as they say, is in the pudding. "The materials were installed in 2012 and they've held up great," said Sylva. "Our facilities and maintenance team hasn't had to repair anything." By switching out metal for MirroFlex, Sylva created significant savings on material and installation costs: a sweet victory for the design team. "Our experience with ATI has been fantastic," said Sylva.



THE FORMULA

DOME 3 + GLOSS WHITE (PAINTABLE)

(Pictured Right)

Lick Candy Store

Las Vegas, NV

THE FORMULA

DOGWOOD + WINTER WHITE

THE FORMULA

ARIEL + VINTAGE METAL

MirroFlex Structures Wainscoting

30" - 32" x 48" Patterns: The Formula for Success Begins Here

MirroFlex Wainscoting is available in 30" - 32" x 48" panels with a unique BIO feature that makes seams less visible. It is impact resistant, fire retardant, durable, and extremely lightweight. Installation is easy, as the wainscoting is compatible with many wall adhesives. Visit www.decorativeceilingtiles.net for more information on installation instructions and adhesives.

Combine these patterns with a broad spectrum of colors and patinas to create a custom look for modern or traditional spaces.



Represents 32" x 48" Panel Size

Annapolis — Pattern Name

W32 BIO — Type Indicators

Features

- Lightweight + Flexible
- Easy to Install
- Impact Resistant
- Abrasion Resistant
- Chemical Resistant
- Stain Resistant
- Fire Retardant
- TuffCote™ Added to Some MirroFlex Finishes

W30	W32	BIO
30" x 48" Wainscot Panels	32" x 48" Wainscot Panels	BIO Built-In-Overlap

See Quick Reference Guide for additional notes on wainscot panels.



Annapolis

W32 BIO

Chatham

W32 BIO



Giant Weave

W30 BIO



Mini Quadro

W30 BIO



New Orleans

W30 BIO



Wavation

W32 BIO



THE FORMULA

ANNAPOLIS + BRUSHED ALUMINUM

MirroFlex Structures Backsplash

18" x 24" Patterns: The Formula for Success Begins Here

Ideal for kitchen backsplashes, displays, furniture, walls, and other applications that call for smaller panels or mini patterns. MirroFlex Backsplash Panels are popular with the residential DIY market as they are simple to install, offer superior durability and many patterns available with TuffCote. These panels have been specifically designed to fit backsplash areas with minimal waste. The 18" x 24" panels also use our unique BIO feature that makes seams less visible.

Combine these patterns with a broad spectrum of colors and patinas to create a custom look for modern or traditional spaces.



Represents 18" x 24" Panel Size

Americana — Pattern Name

BIO — Type Indicators

Features

- Ultra-Lightweight + Flexible
- Easy to Install
- Impact Resistant
- Abrasion Resistant
- Chemical Resistant
- Stain Resistant
- Fire Retardant
- TuffCote™ Added to Some MirroFlex Finishes

BIO

BIO Built-In-Overlap

See Quick Reference Guide for additional notes on backsplash panels.



Americana

BIO

Brick

BIO

California Tile

BIO



Celestial

BIO



Charleston

BIO



Chesapeake

BIO



Fleur

BIO



Gobi

BIO



Herringbone Tile

BIO



Metro

BIO



Mini Dogwood

BIO



Mini Quadro

BIO



Mini Quilted

BIO



Mojave

BIO



Morocco Tile

BIO



Rib 1

BIO



San Diego

BIO



Savannah

BIO



Square 5

BIO



Strike

BIO

Subway Tile

BIO



Tidal

BIO



Weave

BIO

BIO

BIO
Built-In-
Overlap

See Quick Reference Guide for additional notes on backsplash panels.



MirroFlex Ceilings

A Canvas for Expression: The Power to Define a Space

Considered the fifth wall in interior design, ceilings have the power to define a space. MirroFlex's wide variety of ceiling tile styles and sizes can add the dimension, texture, and visual interest you need to enhance the beauty and feel of any room.

Ceilings are no longer considered a flat, white plane but a canvas for expression. When treated properly, ceilings can become the focal point of a room. They have the ability to expand or contract a space, making a cavernous hall seem more intimate or creating a feeling of openness and light in an office with low ceilings.

MirroFlex Ceiling Tiles are opaque, thermoplastic square and rectangular panels available in a wide range of patterns, finishes, and styles. ATI offers three ceiling tile options so almost every installation situation can be accommodated.

Glue-Up: Designed with an overlap system to make installation easy, fast, and forgiving. Glue-Up tiles can be used on both the ceiling and the wall. Available as 2' x 2' and 2' x 4' sizes.

Lay-In: Designed to lay inside 15/16" grid systems. Certain patterns are available as a tegular option, where the embossed part of the design is lower than the suspension grid, and the 4 edges are flat to fit nicely into the grid. Some 2' x 2' and 2' x 4' sizes might produce sag and require a small amount of panel adhesive in the center to adhere to an existing mineral fiber tile.

Acoustic/Perforated: 2' x 2' Lay-In tiles, perforated to increase sound absorption and offer acoustic qualities, as well as all other 2' x 2' Lay-In tile features.

Features

- Hundreds of Design Options Available
- Compatible with 15/16" Grid Systems
- Lightweight + Easy to Install
- Impact + Abrasion Resistant
- Chemical Resistant
- Fire Retardant
- Borders Available



THE FORMULA

MADISON + MIRROR GOLD

(Pictured Right)

MIRROFLEX CEILINGS

Ceiling Tiles
Decorative Acoustic
Faux Mineral Fiber
Light Diffusers

MirroFlex Ceilings

Features

- Hundreds of Design Options Available
- Compatible with 15/16" Grid Systems
- Lightweight + Easy to Install
- Impact + Abrasion Resistant
- Chemical Resistant
- Fire Retardant
- Borders Available

2' x 2' and 2' x 4' Patterns: The Formula for Success Begins Here

Strikingly beautiful, deeply textured, and durable. These three ingredients are the foundation of every ATI MirroFlex Ceiling Tile. Combine these patterns with a broad spectrum of colors and patinas to create a custom look for modern or traditional spaces.

Represents 2' x 2' Panel Size

Savannah — Pattern Name

G2 G4 L2 L4 A — Type Indicators

G2 2' x 2' Glue-Up Ceiling Tiles	G4 2' x 4' Glue-Up Ceiling Tiles	L2 2' x 2' Lay-In Ceiling Tiles Non-Tegular	L4 2' x 4' Lay-In Ceiling Tiles Non-Tegular
T 2' x 2' Tegular Lay-In Ceiling Tiles	A Available in Acoustic/ Perforated	See Quick Reference Guide for note on 2' x 2' and 2' x 4' Lay-Ins that have minimums/ multiples when ordering.	



Americana

G2 T A

Art Deco

G4 L2 L4 A

Baltimore

G2 G4 L2 L4 A

Boston

G2 G4 L2 L4 A

Celestial

G2 T A



Celtic Weave

G2 T A

Charleston

G4 L2 L4 A



Chesapeake

G2 T A

Colonial

G2 T A

Corrugated

T A



Curvation

G2 T A



Curves

L2 A



Diamond Plate

G4 L4 T A

Dogwood

G2 G4 T A



Dome 1

L2 A



Dome 2

L2 A



Dome 3

L2 A



Fleur

G4 L2 L4 A

Georgian

G2 T A

Hurricane

G2 T A

Inset Coffer

T A



Kelp

G2 T A

Madison

G4 L2 L4 A



Marquis

L2 A



Metal Plates

T A



Mini Dome

L2 A



Mini Quadro

L2 A



Mojave

G2 T A

Portrait

G4 L2 L4 A



Quadro

L2 A

Quilted

L2 A

Raised Panel Coffer

T A

Regalia

G4 L2 L4 A



Revolution

G2 T A



Rib 1

T A

Rosette

G4 L2 L4 A

Sahara

G2 T A



San Diego

G4 L2 L4 A

Savannah

G2 G4 L2 L4 A



South Beach

G2 T A



Square 5

L2 A



Star

G2 T A



Storm

G2 T A

Strike

G2 G4 L2 L4 A



Tidal

G2 T A



Wavation

G2 L4 T A

G2 — 2' x 2' Glue-Up Ceiling Tiles

G4 — 2' x 4' Glue-Up Ceiling Tiles

L2 — 2' x 2' Lay-In Ceiling Tiles Non-Tegular

L4 — 2' x 4' Lay-In Ceiling Tiles Non-Tegular

T — 2' x 2' Tegular Lay-In Ceiling Tiles

A — Available in Acoustic/ Perforated

See Quick Reference Guide for note on 2' x 2' and 2' x 4' Lay-Ins that have minimums/ multiples when ordering.

THE FORMULA

MADISON + GLOSS WHITE (PAINTABLE)

THE FORMULA

BOSTON + CRACKED COPPER

Case Study:

Jackpot Joanie's

Las Vegas, NV

ATI MirroFlex Product:
MirroFlex Ceilings

Designer/Builder:
Complex Builders

Installation Year:
2014

Jackpot Joanie's is a micro-casino franchise in Las Vegas that recently enlisted the help of Complex Builders, Inc. to renovate a number of its locations in an effort to create a greater sense of brand unity.

The design team wanted to incorporate the look of a corrugated metal ceiling without the installation challenges that a rigid material presents. So ATI studied the intricate details of corrugated metal – depth, dimensions, textures, and colors — and created a new custom mold that mimicked the original material.

Once CAD drawings were approved, ATI manufactured the tiles in an attractive crosshatch silver finish. "The finished product resembled a metal corrugated panel that complied with a Class A Fire Rating and weight criteria for a suspended ceiling product, and was extremely easy to work with," said Sherman Isensee of Complex Builders. "In instances where we required additional rigidity in the panels for ceiling-mounted elements, we simply used a vinyl ceiling tile as a backer to the plastic panels."

Jackpot Joanie's was pleased with the look and placed orders for a number of its locations, thanks to ATI's ability to provide custom services in-house and execute the project from concept to completion.



THE FORMULA

CORRUGATED + CROSSHATCH SILVER

(Pictured Right)

Jackpot Joanie's

Las Vegas, NV

Decorative Acoustic Ceiling Tiles

Increase Style, Reduce Noise

MirroFlex Decorative Acoustic Ceiling Tiles offer customers the ability to add a decorative component to suspended ceilings with the added benefit of noise absorption. Unlike other acoustic ceiling tiles which are flat and plain, ATI's decorative acoustic tiles are very affordable and available in a wide variety of decorative patterns formed into the perforated tile. Over 40 of our pattern designs are available to meet most traditional and contemporary design needs.

The perforated tiles come in 2' x 2' size for Lay-In ceiling applications and are available in black or white (paintable), both in gloss or matte options. They can be used with existing mineral fiber, eliminating the need to discard current materials and providing a higher NRC rating when used in combination. These tiles are Class A fire rated, lightweight, and easy-to-install. MirroFlex Decorative Acoustic Ceiling Tiles have a low minimum order quantity and are ready to ship in two weeks or less.

We also offer an easy-to-install, hold-down clip system to help support Lay-In ceiling tiles. This clip system attaches to the top of any existing grid to hold (low or high profile) Lay-In ceiling tiles in place, preventing the tiles from flipping out of place from air leaks and creating a smooth visual.



White
Gloss or Matte



Black
Gloss or Matte

Special order finishes available, minimums apply

Features

- Over 40 Design Options Available
- Lightweight + Easy to Install
- Compatible with 15/16" Grid Systems
- Fire Retardant
- Borders Available
- Compatible with Most Acoustic Backers
- ASTM C423 + SAEJ2883 Tested for Noise Reduction

Prevent Dirty, Water-Stained Ceilings with a Lasting Solution

MirroFlex Faux Mineral Fiber Ceiling Tiles offer customers the ability to replace their standard mineral fiber ceiling tiles with a long-lasting solution that prevents dirty, water-stained ceilings. Our faux mineral fiber ceiling tiles are waterproof thermoplastic ceiling tiles that provide flexibility and durability. MirroFlex ceiling tiles also have a smooth surface and are made from PVC; making them washable and wipeable to meet most health department requirements.

Available in 2' x 2' size for Lay-In ceiling applications, this revolutionary tile is flat with tegular/revealed edges which allows the panel to drop below the grid providing unique architectural dimension.

Faux Mineral Fiber

Faux Mineral Fiber Ceiling Tiles

Features

- Easy to Clean
- Lightweight + Easy to Install
- Compatible with 15/16" Grid Systems
- Fire Retardant
- High Impact + Abrasion Resistant Properties
- Water Resistant
- ASTM G21 Tested (Fungal Growth)

Light Diffusers

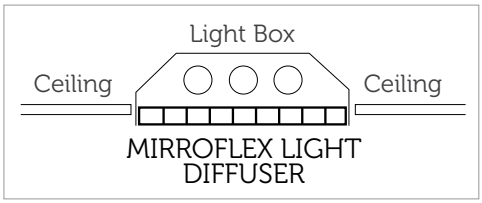

Features

- 4 Patterns Available in 2' x 4'
- 30% More Pleasing Light
- Compatible with Light Boxes in 15/16" Grid Systems
- Easy to Install
- Fire Retardant
- Wavation + Interlink Can be Cut to Size
- Available with Tegular Edges

Evenly Dispersed Illumination

MirroFlex Light Diffusers are designed to replace existing prismatic diffusers in 15/16" grid system light boxes and add up to 30% brighter, more pleasing light. Unlike most ceiling lights which direct light downward causing computer screen glare, diffusers direct light from side-to-side creating evenly dispersed illumination – ideal for office work environments.

Designed to fit 2' x 2' (Wavation pattern only) and 2' x 4' light box fixtures, our diffuers have tegular/revealed edges for easy installation. Some patterns can be cut-to-size for use in almost any light box.

With a simple change to light diffusers, you can add a contemporary look to standard fluorescent light diffusers typically found in commercial interiors.

Basketweave



Revolution

Interlink
Can also be Cut to Size



Wavation
Can also be Cut to Size

THE FORMULA

BASKETWEAVE + TIFFANY WHITE

EccoFlex & Sustainability

Made in the USA



Hands On Manufacturing Process

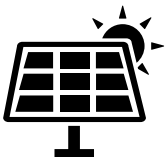

2015 Solar Manufacturing Offset Initiative

ISO

9001:2008/14001 Certified

LEED

Credits Available

As an ISO 9001:2008 certified company, we are committed to continual improvement through our life-cycle approach to manufacturing and quality product design. From our selection of raw materials and maximization of material yields through our manufacturing processes and end-of-life management strategies, ATI serves the demands of today's customer while preparing for tomorrow.

Manufacturing capabilities have constantly improved through the years and ATI's present location is on 6.5 acres centrally located in Greensboro, North Carolina, in a 70,000 square foot, state-of-the-art facility.

Since our 2015 Solar Manufacturing Offset Initiative, over 50% of our energy consumption has been offset by renewable solar energy.

EccoFlex is ATI's effort in sustainability, phthalate-free and made of 40% pre-consumer recycled material. It is beautiful in its natural form, but it can be painted as well. EccoFlex has all the same properties as MirroFlex such as: ease of installation, high-quality appearance, and the ability to be bent and/or die cut to meet designers' specifications. Also available in EccoFlex Black.

ATI's Quality & Environmental Policy: ATI is committed to meeting customer expectations with on-time delivery, accurate order processing, and continuous improvements to our organization.

We are investigating alternate methods of minimizing our fall off through "waste-to-profit" networking where our manufacturing waste becomes material for another product.

Our commitments don't end at the door. We understand that our supply chain partners are part of our environmental footprint. We are working with our suppliers to reclaim materials that go into our final product assembly – further minimizing the manufacturing waste that ends up in a landfill.

ATI is committed to maintaining a healthy work environment for our employees and to protecting our community in which we operate. Through continuous improvement we pledge to:

- Conduct our operations in compliance with all applicable environmental laws and regulations as well as other requirements.
- Review our established targets and objectives.
- Prevent pollution and minimize waste.

ECCOFLEX & SUSTAINABILITY

At ATI Decorative Laminates, we understand sustainability is a journey of ongoing improvement and innovation.

MirroFlex Flat Sheets

Features

- Lightweight + Flexible
- Impact Resistant
- Abrasion Resistant
- Chemical Resistant
- Cut to Size
- Custom Capabilities
- Toll Coating Capabilities
- Pressure Sensitive Adhesive May be Added
- Exterior Options Available

Solutions for Innovative Applications

ATI has always pushed the limits of creativity with its innovative, deeply textured MirroFlex Structures line. However, we support and encourage both designers and fabricators to utilize our MirroFlex Flat Sheets for installations that may require special consideration.

MirroFlex Flat Sheets can be used to create some very dramatic design effects, including the ability to be die cut to almost any shape needed (furniture parts, moldings, tables, etc.), and the ability to be bent and used on a wide range of curved surfaces from soft, easy bends to column wraps of relatively small diameter. They can be flat-laminated or profile-wrapped to various substrates.

ATI also offers cut-to-size options for flat sheets and we can laminate foils to a variety of plastic types (PVC*, ABS and HIPS) in various thicknesses and sizes, to be used in applications that include the following:

- Exhibits and Displays
- Door and Drawer Fascias
- Store Fixtures
- Cabinets, Counters, and Shelving
- Molding and Framing
- Ceiling and Wall Panels
- RV / Auto / Marine

Flat Sheets are available in all MirroFlex Structure Finishes available on page 56, plus many more available via stock and custom order.

MirroFlex Edge Banding and profile wrapping comes in a diverse color range of polished aluminum, polished brass, gold, brushed aluminum, brushed brass, stainless steel, and black. Edge banding can be combined with pressure sensitive adhesive, as well as with primed backing, for high-speed edging and profile wrapping.

Be sure to visit www.decorativeceilingtiles.net/MirroFlex and see our Engraving line of products, all laser engraveable.

* When used in flat sheets, PVC may contain flow lines. Contact your ATI Customer Service Representative about substrate selection specific to your project.

THE FORMULA

CROSSHATCH SILVER (FLAT SHEET)

THE FORMULA

BERMUDA BRONZE (FLAT SHEET)



THE FORMULA

MIRROR (FLAT SHEET)

Door Skins

Solutions to Resurfacing Damaged Doors

MirroFlex Door Skins are designed to apply over existing flat panel doors for a new, fresh look without the expense.

Skip the time-consuming installation of new doors and the price! With this environmentally friendly solution, you no longer have to send old doors to the landfill.

Soprano
N600

Noce Secchia
N601

Rustic Alder
N602

Light Maple
N571

Espresso Apple
N573

Driftwood
N603

Portuna
N604

Medium Cherry
N575

Medium Walnut
N577

Dark Walnut
N578



Gloss White

Features

- Stock Collection
- Adhesive Backing
- Easy Adhesion + Fabrication
- High Impact Finish
- Chemical Resistant
- Can Be Fire Rated (If Installed with Fire Rated Adhesive on Fire Rated Door)
- Cut to Fit Most Common Door Sizes
- Custom Printing Also Available


THE FORMULA
MEDIUM WALNUT

Tub & Shower Surrounds

Reskin Your Shower and Tub

MirroFlex Tub and Shower Walls are ideal for wet areas. These robust wall surfaces are an attractive, economical alternative to traditional ceramic tiling.

In fact, MirroFlex Tub and Shower Walls are a home renovator's dream thanks to their durable, non-porous, grout-free properties and easy installation and maintenance. They are suitable for both residential and commercial environments with wet-area wall surfaces including shower recesses and laundry walls.

The standard kit includes three tub panels and trim. Two tub side panels with folding corners and a back panel that allows for the back dimensions to be adjustable up to 60". Each panel size is 48" x 96". The finishing trim for side panels can be easily cut to size with scissors.


Cascade


Crossroads

Herringbone


Savannah

Subway Tile


Wavation

Antique Bronze

Bermuda Bronze

Galvanized

Travertine


White

Features

- Lightweight + Flexible
- Easy to Install
- Easy to Clean
- Contemporary Designs + Finishes Available
- Fits Most Common Tub/Shower Sizes
- Kit Includes Trim, Back + 2 Side Walls

THE FORMULA

SUBWAY + WHITE

MirroFlex ReNu + Installation

Features

Contemporary Embossed Designs + Finishes

Custom Designs + Color Options

Quick + Easy Installation

High Impact + Scratch Resistant Properties

Enhance Your Slatwalls

MirroFlex ReNu is our low-profile decorative thermoplastic, precisely cut to fit most standard (3" on center) slatwalls. It's supplied in 4' strips with a pressure-sensitive adhesive backing for DIY installation. Revamp existing slatwalls without closing the store or removing wall systems. Cover entire walls or just sections to substantially enhance the visual appeal of the room. Use ReNu to incorporate sustainability into your next project by covering, not throwing away, existing slatwalls.

Stock Patterns + Finishes

Circles

Curves

Triple Thread Plate



Wave

Argent Bronze

Argent Copper

Argent Gold

Argent Silver

Installation

Peel

Align

Press

Custom Branded Product

ATI Decorative Laminates' ability to create made-to-order products has helped customers across the globe reach a broader market with their businesses. ATI's Custom Tooling program is a great way for companies to incorporate a 3-dimensional brand presence within their design.

Miller Electric Manufacturing Company, owned by Illinois Tool Works and headquartered in Appleton, Wisconsin, is a manufacturer of arc welding and cutting equipment. In business for more than 80 years, Miller knows how to make their mark in the industry. They contacted ATI to create a custom MirroFlex product using their company name and logo to reinforce branding efforts at point of purchase.

Miller Electric Manufacturing's Merchandising Coordinator Kim Natrop worked with Georgetown Marketing & Sales, an ATI manufacturer's representative in Cedar Springs, Michigan, to tackle the project. Natrop first spotted MirroFlex Structures while watching a design show on HGTV, and she was intrigued by the product's flexibility and versatility.

Georgetown helped Natrop select MirroFlex ReNu with a MirroFlex Custom Tooling option that incorporated a 3-dimensional logo into the strips. Both the customer and the distributor were pleased with the results.

Roger York of Georgetown said, "The ReNu product worked better than total sheets."

Natrop's favorite part of the project was the transformation. "MirroFlex ReNu Strips takes old, worn-out displays and makes them look new again."



Case Study:

Miller Electric Manufacturing

Appleton, WI

ATI MirroFlex Product:

Custom Branded
MirroFlex ReNu Strips

Merchandising Coordinator:

Kim Natrop

Installation Year:

2013

Custom Tooling

Elevate Your Brand

With ATI's new MirroFlex Custom Tooling program, designs are limited only by your imagination.

Our Custom Tooling program creates branded solutions that allow customers to incorporate one-of-a-kind designs and logos into the material. This yields a functional, durable and affordable branded surface for walls and ceilings. It's a tried and tested product that holds up even under the most strenuous use. Several finishes are available with TuffCote, which makes the product three times more scratch resistant.

ATI has designed Custom Tooling solutions for companies across the nation, from national restaurants and fitness centers to regional boutiques and retail stores. Work with an ATI sales associate to discuss your vision and have a custom tool created for your next project.

4 Easy Steps To Build Your Custom Tool:

1. Consultation + Tech Review
2. Design
3. Sampling
4. Production



THE FORMULA

AUDREY + GLOSS WHITE (PAINTABLE) WITH CUSTOM LOGO

(Pictured Right)

Take Your Vision to a Whole New Dimension

Architectural and interior design are benefiting from multilayer imaging in such applications as dimensional wall panels seen most frequently in corporate buildings and retail locations.

Consider combining a custom or stock MirroFlex pattern with digital printing to double the impact in the same amount of space. ATI can add spot color or even print company logos as a unique application. You'll also be able to take advantage of the flexibility of MirroFlex with durable ink application which can accommodate bending and folding expected with certain applications.

ATI's dimensional production and print capabilities are engineered to satisfy and delight the most creative and discerning clients.

Digital Printing on MirroFlex



THE FORMULA

CUSTOM ART PRINTED ON CURVES + CRACKED COPPER

(Pictured Left)



THE FORMULA

CUSTOM ART PRINTED ON DIAMOND PLATE + BRUSHED ALUMINUM

(Pictured Left)

MirroFlex Finishes

Antique Bronze
N562

Bermuda Bronze
N417

Bronze Fantasy
N507

Cracked Copper
N415



Copper Fantasy
N190

Crosshatch Silver
N419

Galvanized
N561

Moonstone Copper
N414

Muted Gold
N418

Smoked Pewter
N519

Vintage Metal
N608

Travertine
N581

African Cherry
N590

American Walnut
N591

Light Maple
N528

Oregon Ash
N592

Pearwood
N505

Welsh Cherry
N516

Washed Oak
N535

Brushed Aluminum
CBS 5001

Brushed Copper
CBS 514

Brushed Nickel
N560

Brushed Stainless
CBS 598

Diamond Brushed
N609

High Traffic Finishes have color throughout so scratches are less visible.

Available in Trim.

Available in GridMax.

Bronze Strata
N611

Steel Strata
N610

Brushed Onyx
N612

Oil Rubbed Bronze
N522



Mirror
CBS 1000



Mirror Gold
CBS 2000

Mirror Green
CBS 538

Mirror Red
CBS 588

Argent Bronze
N530

Argent Copper *
N401

Argent Gold *
N496

Argent Silver
N439

Almond
N565



EccoFlex Black

EccoFlex Tan
Paintable



Lavender *
N597



Merlot
N596



Winter White
N566

Linen Beige
N593

Linen Chocolate
N594



Gloss / Matte White
Paintable



Gloss Black
N613

All finishes are available for MirroFlex Structures, Ceilings, and Flat Sheets. Finishes marked with an asterisk (*) have minimum order quantities for 4' x10' size.

EccoFlex is made from 40% pre-consumer recycled content; material and can contribute to LEED credits.

MirroFlex Accessories

GridMax™

GridMax is a patented, snap-on grid cover designed to make grid systems invisible. It is cost effective and doesn't rust or scratch. GridMax is sized to fit over 15/16" T-bar suspension grid systems.

Mains, tees, and moldings are necessary to cover the entire grid system. They are packaged together, to complete 100 square feet of ceiling, and sold separately to use as needed. See our finishes page for GridMax colors.

15/16" (24 mm) GridMax
in Paintable

Applying GridMax Over T-bar
Suspension Grid System

GridMax
in Moonstone Copper

It's simple; measure the perimeter and calculate the square footage.



4' Wall Molding Cover	Perimeter ÷ 4
4' Main Cover	Room Square Footage ÷ 8
2' Tee Cover	Room Square Footage ÷ 4



4' Wall Molding Cover	Perimeter ÷ 4
4' Main Cover	Room Square Footage ÷ 16
2' Tee Cover	Room Square Footage ÷ 8

Hold-Down Clip System for Ceilings

We also offer an easy-to-install, hold-down clip system to help support lay-in ceiling tiles. This clip system attaches to the top of any existing grid to hold (low or high profile) lay-in ceiling tiles in place, preventing the tiles from flipping out of place from air leaks and creating a smooth visual.

MirroFlex Trim

MirroFlex Trim is available to join and finish MirroFlex Structures. Edge J-Trim, Divider Trim, Inside Corners and Outside Corners are available in 8' lengths and can be easily cut to size.

The Edge J-Trim simply slides onto the cut edge of the panel. Most installations use decorative wood or metal moldings, but if these elements are not used, MirroFlex Trim will finish the edges nicely. See our finishes page for trim colors.

Edge J-Trim

Inside Corner Trim

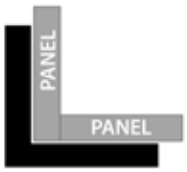

Corner Guard 3"

Divider Trim

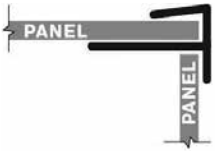

Outside Corner Trim

MirroFlex Crown Molding

MirroFlex Crown Molding is a perfect transition from wall to ceiling and can be used with or without MirroFlex Structures Sheets. Crown Moldings are made from finger-jointed poplar and are 8' (2440mm) in length (UPS shippable).

Available in 9 finishes shown below that match MirroFlex finishes.

Baroque Crown Molding in Crosshatch Silver
(6" x 15/16")
(152 mm x 24 mm)



Classic Crown Molding in Bermuda Bronze
(6" x 13/16")
(152 mm x 21 mm)



BERMUDA BRONZE | SMOKED PEWTER | CROSSHATCH SILVER | CRACKED COPPER | OIL RUBBED BRONZE | MOONSTONE COPPER | MUTED GOLD | BRUSHED COPPER | COPPER FANTASY

Fabrication & Installation

BIO (Built-In-Overlap)

Our BIO has flat edges on two adjoining sides of the ATI MirroFlex Wall panel. By orienting all sheets in the same direction and overlapping the panels, the seams are less noticeable. The placement of the sheet is also more flexible so that slight imperfections in the substrate will not affect the finished look.

When overlapping four ATI MirroFlex Wall panels, it is necessary to cut a ½" notch in panels 2 and 3 to avoid a bulge where the panels meet.

See how ATI's BIO minimizes seam visibility on page 67.

Bead + Button

Certain MirroFlex patterns that do not have a BIO may have a Bead + Button feature. To install, overlap two or more sheets or tiles on the Bead + Button perimeter which will join at the pre-determined connection points.

Cleaning + Care

Clean only with warm, soapy water. Never use abrasive cleaners or anything with harsh chemicals. A high quality auto polish may be used to help protect the finish.

Storage

Store flat and acclimatize in the same environment for at least 24 hours before fabrication.

Pattern Orientation

In the 2' x 2' Glue Up size of Mojave, Sahara and Wavation, you can get a "checkerboard effect" by alternating between V (vertical) and H (horizontal) panels. When specifying for this application, please add a "V" or an "H" to any of these designs. Shown to the right are 2' x 2' examples, which also show our BIO feature. Sahara and Wavation 4' x 8' sheets are also available in both the vertical and horizontal orientation.



Inside + Outside Corners

Inside and outside corners can be a challenge for installers. In addition to our trim strips (shown on page 54), installers have successfully used a commercial heat gun to gently heat the proper areas and bend ATI MirroFlex Wall for great looking edges.

Adhesives

Many different adhesives and application techniques can be used to apply MirroFlex products. Trowel on latex adhesives are recommended for adhering MirroFlex sheets to a wall. Brush-on or roller-on types, non-flammable, and water based contact adhesives (which are suitable for PVC) can also work well with MirroFlex.

The following is meant as a guideline for adhesives that have been tested, and work well with MirroFlex product:

- Titebond® Fast Grab FRP
- Loctite® PL Premium
- Loctite® PL Premium Fast Grab
- DAP® Weldwood FRP
- 3M 77 (spray on aerosol)

Cold Press Adhesives

MirroFlex Structure sheets may be laminated in a cold press using Wilsonart® 3310 adhesive or similar. Pressure must be adjusted to the lowest amount that will produce an acceptable bond so that formed pattern will not be damaged. Pressure needed will vary with each structure pattern.

Tech, Terms, & FAQs

Since ATI products are used for many different applications, MasterFormat (CSI) Numbering will vary. See the inside cover for MirroFlex MasterFormat (CSI) numbering.

Useful Terms

BIO (Built-In-Overlap)
Overlap system that hides seams and makes installation easy, fast, and forgiving.

Bead + Button
Certain MirroFlex patterns that do not have a BIO may have a Bead + Button feature. The Bead + Button overlaps two or more sheets or tiles on the bead and button perimeter which will join at the pre-determined connection points.

EccoFlex
Made from 40% pre-consumer recycled content material and can contribute to LEED credits. For details, see page 44.

GridMax
A patented, snap-on grid cover designed to make grid systems invisible. See page 58.

Tegular
The embossed part of the design is lower than the suspension grid and the 4 edges are flat to fit nicely into the grid. Tegular tiles are designed to fit most 15/16" and 9/16" 2' x 2' grid systems, and can be found in our Lay-In ceiling tiles.

Check www.decorativeceilingtiles.net for updated technical information and installation videos for MirroFlex products.

Panels, Tiles, and Sheets

Wall Panels
Available in both 4' x 8' and 4' x 10' tiles, MirroFlex Structures deeply textured wall panels are designed with an overlap (see BIO) or Bead + Button system to make installation easy, fast, and forgiving.

Glue-Up Ceiling Tiles
Available in both 2' x 2' and 2' x 4' tiles, they are designed with an overlap system (see BIO) to make installation easy, fast, and forgiving. Glue-Up tiles can be used on ceilings and walls.

Lay-In Ceiling Tiles
Available in both 2' x 2' and 2' x 4' sizes, Lay-In ceiling tiles are designed to lay inside 15/16" grid systems. Some 2' x 2' and 2' x 4' sizes might produce sag and require a small amount of panel adhesive in the center to adhere to an existing mineral fiber tile.

DIY Backsplash Panels
Looking for the perfect DIY product? MirroFlex Backsplash 18" x 24" panels are primarily for residential applications, such as: backsplashes, wall and ceiling accents. The 18" x 24" size is easy to handle and produces less waste in backsplash applications.

Wainscoting
MirroFlex Wainscoting is available in 30" x 48" or 32" x 48" panels, depending on the design. Wainscoting utilizes BIO for simple installation. Also suitable for full wall and ceiling installations.

Please call DCT Customer Service for more information on MirroFlex products and solutions.

Frequently Asked Questions

Can I customize MirroFlex with my own design or a custom color?
Yes. Due to the manufacturing processes, there is a minimum requirement for a custom design or color. We will be glad to discuss the requirements with you and see if this solution is feasible for your project.

Do the seams show in MirroFlex panels and Glue-Up ceiling tiles when you put them side by side?
MirroFlex panels and Glue-Up ceiling tiles with the BIO (Built In Overlap) feature are designed to minimize the appearance of seams and makes installation easy and forgiving.

How do you cut MirroFlex?
MirroFlex can be easily cut using normal household scissors or a utility knife. Remember to measure and mark a straight line before you make your cut. If using a utility knife, score the sheet on the front/decorative side and then break the product as opposed to cutting all the way through.

What is "cut-to-size"?
When ATI cuts the product to fit your size specifications. There is a charge for cut-to-size orders, and certain tolerances apply.

How does MirroFlex ship?
ATI makes every effort to ship in the most efficient way. We have partnered with packaging engineers and specialists to develop special cartons, skids, and crates for shipping.

What is the heat resistance of MirroFlex? Can I use it in my kitchen?
Never expose MirroFlex products to heat in excess of 140 degrees Fahrenheit. It can be used in kitchens, but refrain from installing it behind a drop-in cooktop, as it may deform when exposed to heat. MirroFlex should not be exposed to long periods of excessive heat.

What types of substrates can MirroFlex be applied to?
With the proper adhesive, virtually any substrate will work.

How do you determine fire, impact, and stain resistance?
ATI employs third-party testing facilities to independently verify MirroFlex's technical attributes.

Contact Us

1-866-297-0380

support@decorativeceilingtiles.net

www.decorativeceilingtiles.net

Technical Information

Fire Retardant
Test: ASTM E-84
Results: Class A

Solvent Resistance
Results: 50 MEK

MEK Double Rubs/Crockmeter
Results: Withstands 70 cycles

Impact Resistance
Test: ASTM D5420
Results: >2" lbs per mill of thickness

Abrasion Resistance
Test: Taber
Results:
Patina w/ TuffCote: 4,700*
Argent Finishes: 5,000*
EccoFlex Finishes: 1,000*

Humidity
Test: 12 hours 96-100%
RH @ 40° C on MDF

Mold Testing
Test: ASTM G21
Results: <1% of Growth

Noise Reduction Coefficient
Test: ASTM C423 + SAE J2883

*Check our websites for up-to-date testing data.

Quick Reference Guide

Wall Panels: 4' x 8' and 4' x 10' Patterns

Pattern	4' x 8'	4' x 10'	BIO	Notes
Alphabet Soup	✓	✓	•	
Ariel	✓	✓	•	
Audrey	✓		•	
Bamboo	✓	✓	•	
Bee Hive	✓	✓	•	
Boston	✓	✓	• •	
Bowtie	✓	✓	•	
Cascade	✓	✓	•	
Cayman	✓		•	
Celestial	✓	✓	•	
Celtic Weave	✓	✓	•	
Charleston	✓		• •	
Chocolate Squares	✓	✓	•	
Curvation	✓	✓	•	
Curves	✓	✓		
Damask	✓		•	
Diamond Plate	✓		•	
Dogwood	✓		•	
Dome 1	✓			
Dome 2	✓			
Dome 3	✓			
Fluted	✓			
Gobi	✓	✓	•	
Gobi Vertical	✓	✓	•	
Herringbone	✓	✓	•	
Interlink	✓	✓	•	
Japanese Weave	✓	✓	•	
Kalahari	✓	✓	•	
Kelp	✓		•	
Marquis	✓			
Metal Plates	✓		•	
Mini Dome	✓			
Mini Quadro	✓		•	
Mojave	✓	✓	•	
Mojave Vertical	✓	✓	•	
Morocco	✓		•	
Nettle	✓		•	
Quadro	✓	✓	•	
Quilted	✓		•	
Random Lines	✓		•	1
Rib 1	✓	✓	•	
Rib 2	✓	✓	•	
Ridges	✓	✓	•	
Sahara	✓	✓	•	
Sahara Vertical	✓	✓	•	
Savannah	✓	✓	• •	

Pattern	4' x 8'	4' x 10'	BIO	Notes
Sculpted Petals	✓	✓	•	
Shallot	✓	✓	•	
South Beach	✓	✓	•	
Square 5	✓	✓	•	
Strike	✓	✓	•	
Subway Tile	✓	✓	•	
Tetrus	✓	✓	•	
Wavation	✓	✓	•	
Wavation Vertical	✓	✓	•	
Weave	✓	✓	•	
Weave Vertical	✓	✓	•	

Backsplash: 18" x 24" Patterns

Pattern	BIO	Notes
Americana	•	
Brick	•	
California Tile	•	
Celestial	•	
Charleston	•	
Chesapeake	•	
Fleur	•	
Gobi	•	
Herringbone Tile	•	
Metro	•	
Mini Dogwood	•	
Mini Quadro	•	

Pattern	BIO	Notes
Mini Quilted	•	
Mojave	•	
Morocco Tile	•	
Rib 1	•	
San Diego	•	
Savannah	•	
Square 5	•	
Strike	•	
Subway Tile	•	
Tidal	•	
Weave	•	

Wainscot: 30-32" x 48" Patterns

Pattern	BIO	Height
Annapolis	•	32"
Chatham	•	32"
Giant Weave	•	30"
Mini Quadro	•	30"
New Orleans	•	30"
Wavation	•	32"

Items shown as concept

Ceilings: 2' x 2' Lay-In Patterns

Pattern	Tegular	Notes
Americana	•	
Art Deco		A, 4
Baltimore		A, 4
Boston		A,
Celestial	•	A
Celtic Weave	•	A
Charleston		A, 4,
Chesapeake	•	A
Colonial	•	A
Corrugated	•	A
Curvation	•	A
Curves		A, 4
Diamond Plate		A, 4
Dogwood	•	A
Dome 1		A, 4
Dome 2		A, 4
Dome 3		A, 4
Fleur		A, 4
Georgian	•	A
Hurricane	•	A
Inset Coffer	•	A
Kelp	•	A
Madison		A,
Marquis		A, 4
Metal Plates	•	A, 1, 2
Mini Dome		A, 4
Mini Quadro		A, 4
Mojave	•	A, 3
Portrait		A
Quadro		A, 4
Quilted		A, 4
Raised Panel Coffer	•	A
Regalia		A
Revolution	•	A, 1
Rib 1	•	A
Rosette		A, 4,
Sahara	•	A, 3
San Diego		A
Savannah		A, 4
South Beach	•	A
Square 5		A, 4
Star	•	A
Storm	•	A
Strike	•	A
Tidal	•	A
Wavation	•	A, 3

Ceilings: 2' x 2' Glue-Up Patterns

Pattern	BIO	Notes	Pattern	BIO	Notes
Americana	•		Kelp	•	
Baltimore	•		Mojave	•	3
Boston	•		Revolution	•	1
Celestial	•		Sahara	•	3
Celtic Weave	•		Savannah	•	
Chesapeake	•		South Beach	•	
Colonial	•		Star	•	
Curvation	•		Storm	•	
Dogwood	•		Strike	•	
Georgian	•		Tidal	•	
Hurricane	•		Wavation	•	3

Ceilings: 2' x 4' Glue-Up and Lay-In Patterns

Pattern	BIO	Notes	Pattern	BIO	Notes
Art Deco	• •		Madison	• •	
Baltimore	• •		Portrait	• •	
Boston	• •		Regalia	• •	
Charleston	• •		Rosette	• •	
Diamond Plate	• •		San Diego	• •	
Dogwood	•		Savannah	• •	
Fleur	• •		Strike	• •	

✓ For wall panel designs; available in size

• BIO (Built-In-Overlap)

• • Bead + Button Style

Quick Ship Program

A Available in Acoustic/Perforated. Some patterns with this feature may be slightly less defined

1 Special instructions required; call Customer Service at 800.849.1320

2 Panels create a unique pattern when each panel is rotated and placed together

3 Create a "checkerboard effect" by alternating between vertical and horizontal panels

4 Pattern also available as a 2' x 2' and/or 2' x 4' Lay-In with no surrounding flats. Minimums/multiples apply

How to Order

Follow Us on Social

Contact Us

1-866-297-0380

support@decorativeceilingtiles.net

www.decorativeceilingtiles.net

Client Satisfaction and Quality for Your Dollar

Laminate should be MirroFlex Structures (can also be MirroFlex) brand produced by ATI Decorative Laminates, Greensboro, North Carolina.

Pattern Name
Color Name and Number
Size
Type of Installation
(Wall, Wainscot, Backsplash, Glue-Up Ceiling, Lay-In Ceiling, Fixtures, Columns or specify other)

Order Processing
Most orders will be acknowledged within 24 hours. After customer receives acknowledgement, in-stock products should ship within 2 business days. Products in ATI's Quick Ship Program have a production lead time of 5 business days. All other products have a standard production lead time of 2 to 3 weeks. Minimums and multiples may apply. DCT's minimum order amount is $25 USD.

Return Policy
Due to DCT's fast lead times and low minimum quantities, consider most made-to-order items as non-returnable. Samples available upon request.

All shipments are to be inspected within 10 working days of delivery. We are to be informed in writing of any potential adjustment necessary.

Samples
Due to printer and digital screen limitations, patterns and finishes shown in this catalog may not accurately reflect MirroFlex. Request tangible samples to be verified and approved prior to specification and final application.

Conditions and Warranty
Decorative Ceiling Tiles warrants to the original consumer purchaser for one (1) year after date of purchase that, under normal use and service, MirroFlex products are free from manufacturing defects and conform to published specifications. MirroFlex products are intended for primarily interior applications.

Decorative Ceiling Tiles believes all information contained herein to be correct. It is the responsibility of the fabricator/customer to completely test the adhesives and methods of fabrication to ensure that the results are satisfactory.

The seller's only obligation will be to replace product on a one-to-one basis. Neither the manufacturer nor the seller shall be liable for any additional damage or loss, directly or indirectly, arising as a result of using its products.

Slight imperfections and color variations can occur and are considered normal. Please inspect each product carefully before fabrication to ensure it meets your needs. DCT is not responsible for any fabrication or ancillary costs involved with using its products.

Visit us online at decorativeceilingtiles.net/MirroFlex for the latest additions to MirroFlex.

THE FORMULA

ALPHABET SOUP + GLOSS WHITE (PAINTABLE)

DECORATIVE CEILING TILES

from plain to beautiful in hours

www.decorativeceilingtiles.net/MirroFlex

1-866-297-0380